



















































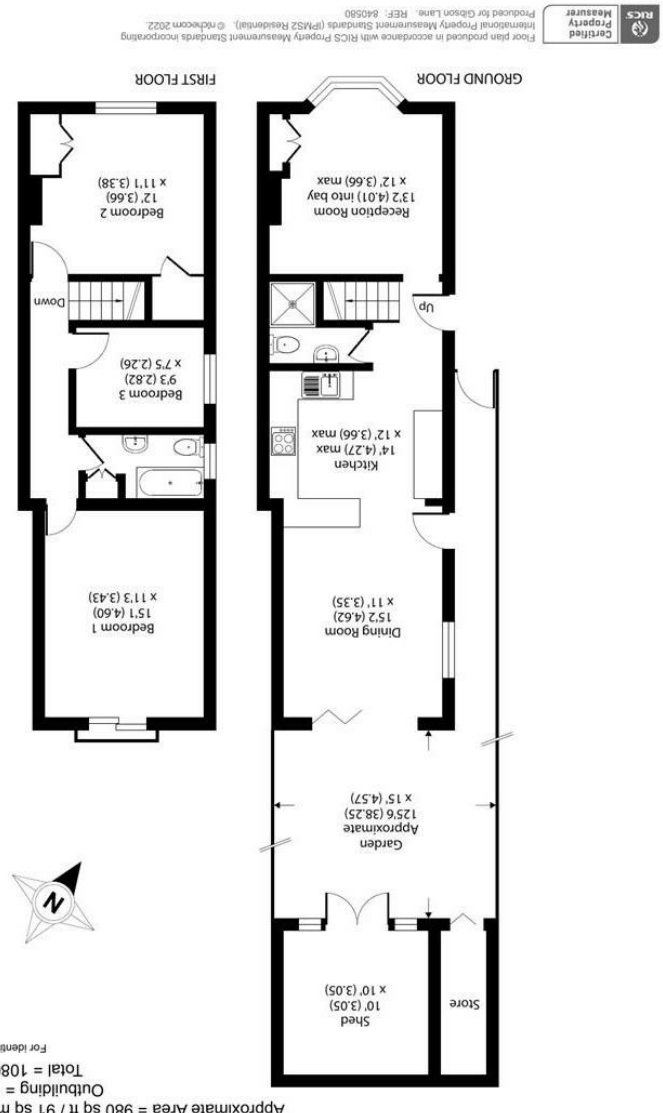


All appliances listed in these details are only 'as seen' and have not been tested by Gibson Lane, nor have we sought certification of warranty or service, unless otherwise stated. Measurements, areas and distances are approximate. Floor plans and photographs are for guidance purposes only and must not be relied upon for any purpose. These details are offered on the understanding that all negotiations are made through this company. Neither these particulars, nor verbal representations, form part of any offer or contract, and their accuracy cannot be guaranteed.

Energy Efficiency Rating	Environmental Impact (CO ₂) Rating
 86	 86
 85	 85
 84	 84
 83	 83
 82	 82
 81	 81
 80	 80
 79	 79
 78	 78
 77	 77
 76	 76
 75	 75
 74	 74
 73	 73
 72	 72
 71	 71
 70	 70
 69	 69
 68	 68
 67	 67
 66	 66
 65	 65
 64	 64
 63	 63
 62	 62
 61	 61



34 Richmond Road
 Kingston upon Thames
 Surrey
 KT2 5ED
 www.gibsonlane.co.uk
 Tel: 020 8546 5444





Borough Road
 Kingston upon Thames KT2 6BD

